

magtivio

Product Catalog 2022



Introduction

Magtivio BV is an independent producer of magnetic micro- and nano particles and complete kits for R&D life science and (bio-)analytical processes.

August 2018, MagnaMedics (founded 2003) was restructured, and it started operating as Magtivio BV. The new structure provided us with significantly greater resources to perform our production, quality control, R&D, and customer service operations.

Therefore, magtivio stands for high quality products and services. Moreover, additional products and business initiatives will be forthcoming soon. We appreciate your business and look forward to serving you.



Quality

Since July 6, 2021, magtivio is ISO 9001:2015 certified. The scope of this certification is the design, development, manufacture, and distribution of magnetic separation solutions for the pre-treatment of biological samples in R & D. The certification has been granted by TÜV Rheinland until 2024.

Magtivio wants to exceed its customers' expectations by striving without reserve for unsurpassed product quality, reliability, and patient safety through effective, agile, and compliant processes. We want to continuously improve our quality management systems, comply with all applicable regulatory requirements, and deliver excellence to customers through our products, processes, services, and relationships.

Contents

1. MagSi Nucleic Acid Purification	page 3
2. MagSi DNA Clean-up	page 15
3. MagSi Immunoassays	page 19
4. MagSi Proteomics	page 23
5. MagSi Research Tools	page 27
6. rQ Automation-ready Purification	page 33
7. SafeQ Collection, Storage, Release	page 35
8. Magnetic Separators	page 37
9. Magnetic Purification Automation	page 39

Our technology

magtivio designs, develops, and manufactures two types of silica enclosed iron oxides magnetic beads:

Superparamagnetic: designed in a composite, porous structure. These are easy to resuspend and exhibit low sedimentation rates.

Ferromagnetic: manufactured with a relatively dense core-shell structure this bead type has strong magnetic properties, making it more suited for large volume and viscous samples.

Terminal functionalized groups can be connected to the silica coating of both magnetic bead types.


Our magnetic beads and complete kits, available under the brand names **MagSi** and **MagSiMUS** can be used for different modes of selection:

Positive selection | MagSi

The classic bind-wash-elute/react principle. Biological molecules are bound to the surface of the beads, contaminants are washed away while the beads are held to a magnet, after which the molecules of interest are eluted from the beads again. The purified, biological molecules (often DNA or RNA) are now ready for downstream processing. Alternatively, this positive selection mode can also be used in e.g., immunoassays.

Negative selection or depletion | MagSiMUS

Contaminants in the sample are precipitated towards the magnetic beads' surface, while the biological molecules/analytes of interest remain behind in the supernatant for further analysis.



MagSi | Nucleic Acid Purification

MagSi kits and MagSi beads for isolation of nucleic acids

- **MagSi-DX Pathogen**
- **MagSi-NA Pathogens | MagSi-NA Pathogens MSP**
- **MagSi-DNA Body Fluid**
- **MagSi-DNA Tissue & Cells**
- **MagSi-cfDNA**
- **MagSi-DNA Animal**
- **MagSi-DNA Vegetal**
- **MagSi-DNA beads**

1

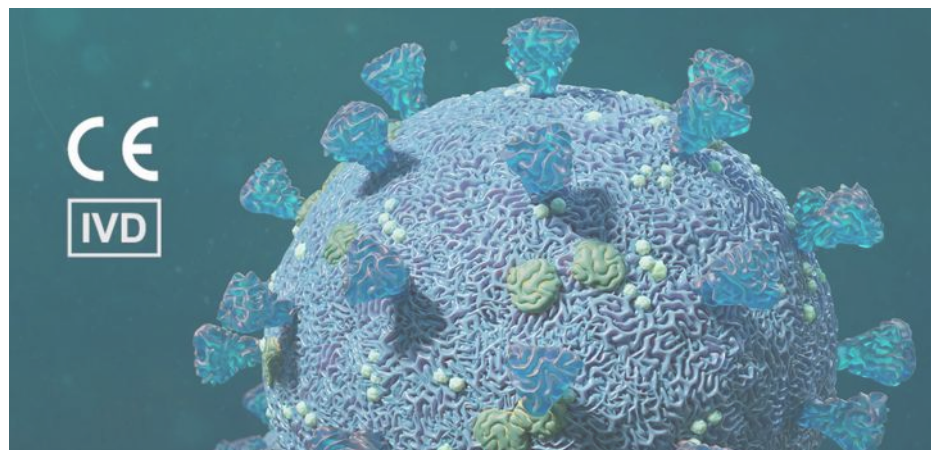
MagSi-DX Pathogen

Viral RNA extraction for subsequent in-vitro diagnostic assays

MagSi-DX Pathogen is intended to be used for the isolation and purification of viral RNA for subsequent in-vitro diagnostic purposes. The kit can be used with human respiratory swabs and saliva. The kit is designed to be used with any downstream application with amplification and detection of viral RNA (RT-qPCR, sequencing). The kit has been specifically validated for SARS-CoV-2 diagnostic workflows.

Features

- CE-IVD marked
- Validated for SARS-CoV-2 diagnostics workflows
- Short protocols, complete processing at room temperature possible
- Consistently high yield of viral RNA
- Very strong magnetic beads enable fast separation even from viscous sample lysates
- Suitable for many enzymatic down-stream applications like RT-qPCR and sequencing
- Preparation time for 96 samples: <30 min
- Easy to automate with e.g., PurePrep Nucleic Acid Purification systems
- Samples can be collected with various sample collection devices



Art.No.	Description	Volume
MDDX00010096	MagSi-DX Pathogen	96 preps
MDDX00010960	MagSi-DX Pathogen	10 x 96 preps
MDDX0001005K	MagSi-DX Pathogen	5,000 preps
MDDX0001025K	MagSi-DX Pathogen	25,000 preps

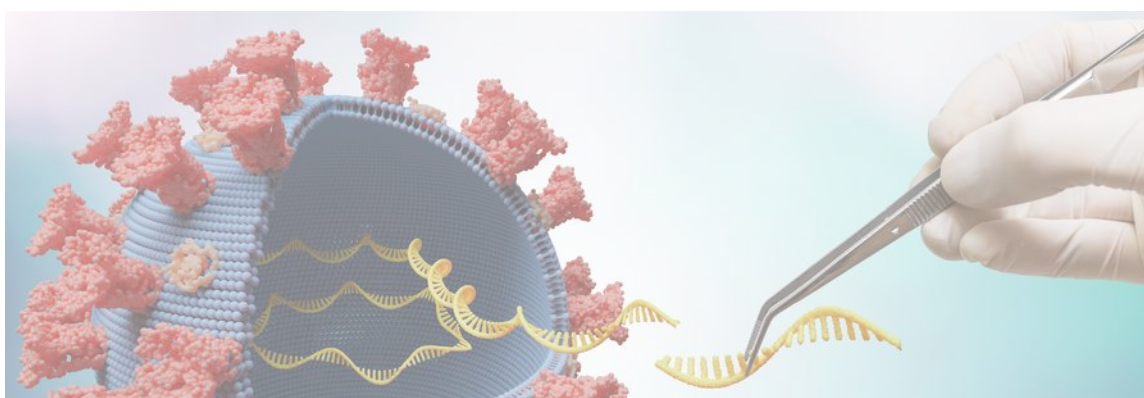
MagSi-NA Pathogens

Total nucleic acid extraction for pathogen detection (suited for Covid-19)

The **MagSi-NA Pathogens** kit allows cost-effective extraction of DNA and RNA from a variety of sample materials like serum, plasma, oropharyngeal swab, nasopharyngeal swab, or any other respiratory samples. Purified total nucleic acids can be used for qPCR based or any other enzymatic pathogen detection method. The ready-to-use reagents and simple protocol are convenient in use and easy to automate. The included MagSi-PA VII magnetic beads are optimized for fast separation even from viscous sample lysates.

Features

- Simple protocols, complete processing at room temperature possible
- Consistently high yield of total nucleic acids
- Very strong magnetic beads enable fast magnetic separation even from viscous samples
- Suitable for many enzymatic downstream applications including qPCR and LAMP
- Preparation time for 96 samples: <30 min
- Easy to automate with PurePrep systems (see page 39) and rQ (automation-ready-to-use) kits (see page 33)
- Collect your samples pain-free with the SafeQ Saliva Collection Kit (see page 35)
- Save costs while maintaining sensitivity: Magnetic Sample Pooling (MSP, see page 6)



Art.No.	Description	Volume
MDKT00210096	MagSi-NA Pathogens	96 preps
MDKT00210960	MagSi-NA Pathogens	10 x 96 preps
MDKT0021005K	MagSi-NA Pathogens	5,000 preps
MDKT0021025K	MagSi-NA Pathogens	25,000 preps

MagSi-NA Pathogens MSP

Magnetic Sample Pooling: saving costs while maintaining sensitivity


In case screening programs for e.g., Covid-19 are set up in low prevalence populations, sample screening becomes less cost-effective. A solution to overcome this issue is by pooling; adding multiple samples together in one well and analyse them as one, after which only the positive wells' samples need to be reanalysed.

While saving money on extractions and PCR reactions, classic sample pooling will result in a less sensitive assay with risk of false negative results. Our solution, Magnetic Sample Pooling (MSP) does not only save reagents but maintains your test sensitivity as it pools in a sequential and non-dilutive manner.

MagSi-NA Pathogens MSP is the pooling version of the MagSi-NA Pathogens kit.

Features

- MSP saves up to 80% in extraction and PCR reagents costs
- MSP does not lower the sensitivity of your tests
- MSP is easily automated on a **PurePrep** instrument
- Pooling ratios of up to 6:1 possible
- Collect your samples pain-free with the **SafeQ** Saliva Collection Kit (page 35)



Art.No.	Description	Volume
MDKT0021P06K	MagSi-NA Pathogens MSP	Up to 6000 samples*

* In case of 6:1 pooling ratio


MagSi-DNA Body Fluid

Fast and cost-effective purification of genomic DNA from body fluids

MagSi-DNA Body Fluid allows fast and cost-effective extraction of genomic DNA from blood, saliva, or swab samples. The magnetic bead-based kit can be used on fresh or frozen whole blood, fresh or preserved saliva samples or swab wash solutions. The ready-to-use reagents and simple protocol are convenient in use and easy to automate. As a linear volume to volume ratio is used between sample and reagents, it is possible to use the kit in any situation where high-quality genomic DNA is needed.

Features

- Simple protocols, complete processing at room temperature possible
- Consistently high yield of DNA
- Excellent purity $A_{260}/_{280} > 1.7$, $A_{260}/_{230} > 1.5$
- Suitable for many genomic applications including PCR, DNA sequencing
- Run time for 96 samples: 30 minutes (depending on the extraction system used)
- Easy to automate



Art.No.	Description	Volume
MDKT00140096	MagSi-DNA Body Fluid	96 preps
MDKT00140960	MagSi-DNA Body Fluid	10 x 96 preps
MDKT0014BULK	MagSi-DNA Body Fluid	BULK

MagSi-DNA Tissue & Cells

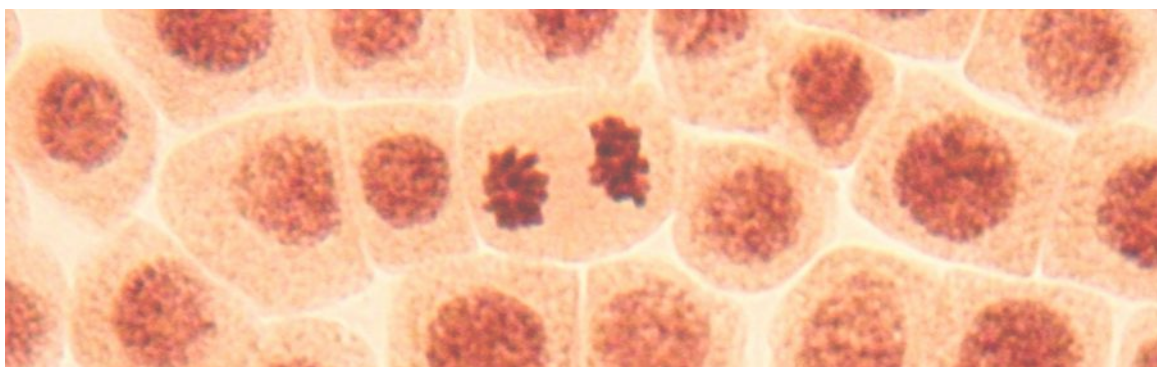
Purification of genomic DNA from mammalian tissue and eukaryotic cells

The **MagSi-DNA Tissue & Cells** kit is intended for manual and automated purification of genomic DNA from mammalian tissue samples and eukaryotic cells. Processing time for the preparation of 96 samples is about 40 minutes plus an additional pre-lysis incubation of 15 min (for cells), 1-3 hours or overnight for tissue samples.

The kit does not require phenol/chloroform extraction or alcohol precipitation and eliminates the need for repeated centrifugation, vacuum filtration, or column separation. It allows safe handling of potentially infectious samples and is designed to avoid sample-to-sample cross-contaminations. The obtained DNA can be used directly for downstream applications such as PCR, or any kind of enzymatic reaction.

Features

- Short and easy protocols, 96 samples in 40 minutes
- Avoid dangerous substances like phenol/chloroform
- Eliminates need for repeated centrifugation, vacuum or column separations
- Consistently high yield and purity of genomic DNA
- Excellent integrity DIN > 8.1
- Suitable for many downstream applications
- Easy to automate



Art.No.	Description	Volume
MDKT00180096	MagSi-DNA Tissue & Cells	96 preps
MDKT00180960	MagSi-DNA Tissue & Cells	10 x 96 preps
MDKT0018BULK	MagSi-DNA Tissue & Cells	BULK

MagSi-cfDNA

Purification of cell-free circulating DNA from liquid biopsy samples

The **MagSi-cfDNA** kit is intended for purification of cell-free circulating DNA from serum and plasma samples. Processing time for DNA purification is about 45 minutes. The kit requires no phenol/chloroform extraction or alcohol precipitation and eliminates the need for repeated centrifugation, vacuum filtration, or column separation. It allows safe handling of potentially infectious samples and is designed to avoid sample-to-sample cross-contaminations. The obtained DNA can be used directly for downstream applications.

Features

- Short and easy protocols, 24 samples of 2 mL in 45 minutes
- Avoid dangerous substances like phenol/chloroform
- Eliminates need for repeated centrifugation, vacuum, or column separations
- Consistently high yield and purity of cfDNA
- Can be used directly in downstream applications (qPCR, ddPCR, NGS)
- Easy to automate with the **PurePrep 24** (page 40)

Art.No.	Description	Volume
MDKT00220096	MagSi-cfDNA	96 preps

Wash Buffer III accessory for MagSi-DNA purification kits

Faster protocols and higher purity with MagSi kits for nucleic acid purification

MagSi-DNA Vegetal, MagSi-DNA Tissue & Cells, MagSi-DNA Body Fluid and MagSi-DNA Animal purification kits, as mentioned in this chapter, include a final drying step to remove traces of ethanol before DNA elution. **Wash Buffer III** eliminates this step, resulting in faster protocols and DNA with higher purity. Wash Buffer III is therefore available as an accessory product.

Art.No.	Description	Volume
MD73041	Wash Buffer III	1000 mL
MD74041	Wash Buffer III	5000 mL

MagSi-DNA Animal

Purification of genomic DNA from animal tissues and body fluids

MagSi-DNA Animal allows fast and cost-effective purification of genomic DNA from various samples like blood, semen, hairs, saliva/swabs, or lysed tissue. This universal DNA purification kit is optimized to extract DNA from sample materials with the highest purity and delivers DNA which is suitable for genotyping assays or other PCR based analyses. The extraction chemistry has been validated on different species, e.g., horse, swine, dog, cattle and can be customized to meet any specific requirements of yields, purity, working volumes.

Features

- Short protocols, complete processing at room temperature possible (after sample lysis)
- High DNA yield and purity
- Suitable for many genomic applications such as SNP genotyping, DNA sequencing, NGS
- Suitable for animal parental testing/breeding identity checks
- Run time for 96 samples: 20 min after lysis (depending on the extraction system used)
- Validated procedures for many sample materials (e.g., blood, semen, saliva, swabs (saliva/oral fluid), hair, lysed tissue)
- High molecular weight and pure DNA suitable for long-time storage
- Efficient removal of PCR inhibitors
- Easy to automate



Art.No.	Description	Volume
MDKT00150096	MagSi-DNA Animal	96 preps
MDKT00150960	MagSi-DNA Animal	10 x 96 preps
MDKT0015BULK	MagSi-DNA Animal	BULK

MagSi-DNA Vegetal

DNA Extraction from Plant Tissue

MagSi-DNA Vegetal kits allow for purification of genomic DNA from plant tissue. They have a very flexible setup, as the volume of each of the components can be adjusted to facilitate your specific extraction protocol requirements.

The lysis buffers of our MagSi-DNA Vegetal kits are specially designed for the effective breakdown of tough components in plant materials, allowing for optimal release of the DNA to be isolated. The extraction itself is based on the binding of DNA to MagSi-VG magnetic beads and works in combination with the proprietary binding buffers. After a series of washing steps in which the magnetic beads (with DNA) are held by the magnet, the clean DNA is eventually released in an elution step.

The standard MagSi-DNA Vegetal kits can be used to check the feasibility of our purification method in your (automated) setup. We will advise you how to fine-tune the protocol for each of the kit components in your (automated) environment and come to the most cost-effective solution.

Sample materials

MagSi-DNA Vegetal helps you purifying DNA from seeds but also from leaves of e.g., cucumber, bell pepper, tomato, wheat, flowers, sugar beet, potato, chicory, or maize. Whereas MagSi-DNA Vegetal II has some advantages with seed material, MagSi-DNA Vegetal III is more focused on leaf samples.

Features

- Cost-effective – Low price per sample
- Superior lysis – Lysis buffers are specially designed for lysis of vegetal tissues
- Flexible protocol – Kit components can be individually adjusted in volume
- Easy to automate – Designed for high throughput, robotic, liquid handling processes
- Good yields and recovery – Very well suited for typical downstream applications (PCR, qPCR, NGS, genotyping, KASP™)

Art.No.	Description	Volume
MDKT00160096	MagSi-DNA Vegetal II	96 preps
MDKT00160960	MagSi-DNA Vegetal II	10 x 96 preps *
MDKT00190096	MagSi-DNA Vegetal III	96 preps
MDKT00190960	MagSi-DNA Vegetal III	10 x 96 preps *

* also available in bulk quantities

MagSi-DNA beads for isolation and purification

MagSi-DNA beads can be used as solid support phase in DNA and/or RNA extraction and purification protocols by a simple bind-wash-elute principle. The products below are intended for own development of reagents and protocols and are suitable for various sample sources and buffer systems. MagSi beads for genomic applications are available with a range of physical properties and a silica or carboxyl modified surface.

For more information and selection of the right magnetic bead type for your genomics separation challenge, consult the Genomics Selection Guide, or contact our technical support department.

For testing purposes, all bead types are offered combined in the **MagSi-DNA Trial kit**.

MagSi-DNA Trial kit

A complete set of 8 types of MagSi beads for genomic applications, offered in a single kit for trial purposes in development of new extraction and purification protocols or replacement in existing protocols. The kit includes silica beads MagSi-DNA mf, MagSi-DNA 600, MagSi-DNA allround, MagSi-DNA 3.0 and carboxylated beads MagSi-DNA mf COOH, MagSi-DNA 600 COOH, MagSi-DNA allround COOH, MagSi-DNA 3.0 COOH.




Art.No.	Description	Size	Volume
MD06028	MagSi-DNA Trial Kit	300 nm, 600 nm, 1.2 µm and 3.0 µm	8 x 2 mL

Silica beads for nucleic acid purification

Intended for nucleic acid isolation from various sources (blood, cells, bacteria etc.) for manual and automated workflow.

MagSi-DNA 600



Magnetic silica beads with larger surface area and long suspension time.

Art.No.	Description	Concentration Size	Volume
MD01016	MagSi-DNA 600	20 mg/mL 600 nm	2 mL
MD02016	MagSi-DNA 600	20 mg/mL 600 nm	10 mL
MD03016	MagSi-DNA 600	20 mg/mL 600 nm	100 mL

MagSi-DNA allround

Magnetic silica beads with fast separation and medium suspension time.

Art.No.	Description	Concentration Size	Volume
MD01018	MagSi-DNA allround	20 mg/mL 1.2 µm	2 mL
MD02018	MagSi-DNA allround	20 mg/mL 1.2 µm	10 mL
MD03018	MagSi-DNA allround	20 mg/mL 1.2 µm	100 mL

MagSi-DNA 3.0

Magnetic silica beads with very fast separation and shorter suspension time.

Art.No.	Description	Concentration Size	Volume
MD01022	MagSi-DNA 3.0	20 mg/mL 3.0 µm	2 mL
MD03022	MagSi-DNA 3.0	20 mg/mL 3.0 µm	10 mL
MD04022	MagSi-DNA 3.0	20 mg/mL 3.0 µm	100 mL


MagSi-DNA mf

Ferromagnetic silica beads, developed for use in microfluidic and chip-based genomic setups but also well suited for tube or microplate setups.

Art.No.	Description	Size	Volume
MD0200010002	MagSi-DNA mf	300 nm	2 mL
MD0200010010	MagSi-DNA mf	300 nm	10 mL
MD0200010100	MagSi-DNA mf	300 nm	100 mL

Carboxylated silica beads for nucleic acid purification

Intended for nucleic acid isolation from various sources (blood, cells, bacteria etc.) for manual and automated workflow. Under specific conditions, the carboxylated surface enables higher yield and purity from samples.



MagSi-DNA 600 COOH

Magnetic carboxylated silica beads with large surface area and long suspension time.

Art.No.	Description	Concentration Size	Volume
MD01021	MagSi-DNA 600 COOH	20 mg/mL 600 nm	2 mL
MD02021	MagSi-DNA 600 COOH	20 mg/mL 600 nm	10 mL
MD03021	MagSi-DNA 600 COOH	20 mg/mL 600 nm	100 mL

MagSi-DNA allround COOH

Magnetic carboxylated silica beads with fast separation and medium suspension time.

Art.No.	Description	Concentration Size	Volume
MD01020	MagSi-DNA allround COOH	20 mg/mL 1.2 µm	2 mL
MD02020	MagSi-DNA allround COOH	20 mg/mL 1.2 µm	10 mL
MD03020	MagSi-DNA allround COOH	20 mg/mL 1.2 µm	100 mL

MagSi-DNA 3.0 COOH

Magnetic silica beads with very fast separation and shorter suspension time.

Art.No.	Description	Concentration Size	Volume
MD01024	MagSi-DNA 3.0 COOH	20 mg/mL 3.0 µm	2 mL
MD03024	MagSi-DNA 3.0 COOH	20 mg/mL 3.0 µm	10 mL
MD04024	MagSi-DNA 3.0 COOH	20 mg/mL 3.0 µm	100 mL

MagSi-DNA mf COOH

Ferromagnetic silica beads, developed for use in microfluidic and chip-based genomic setups but also well suited for tube or microplate setups.

Art.No.	Description	Size	Volume
MD0200040002	MagSi-DNA mf COOH	300 nm	2 mL
MD0200040010	MagSi-DNA mf COOH	300 nm	10 mL
MD0200040100	MagSi-DNA mf COOH	300 nm	100 mL

MagSi | DNA Clean-up

PCR clean-up, DNA size selection and Dye-terminator removal in sequencing applications

- **MagSi-DT Removal**
- **MagSi-NGS^{PREP} Plus**

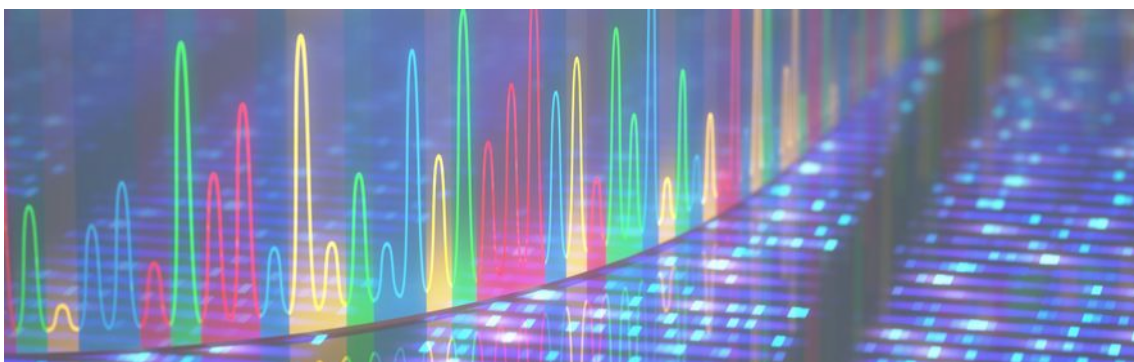
2

MagSi-DT Removal

Magnetic bead-based **MagSi-DT Removal** offers an efficient solution for Dye-Terminator removal from BigDye® sequencing reactions. Post-cycle sequencing reaction contaminants that interfere with sequencing analysis (unincorporated dyes) are removed by a rapid clean-up method without centrifugation or filtration. The kit can be used in high-throughput processes with 96 and 384 well plates on automated liquid handling platforms.

Features

- Efficient removal of unincorporated Dye-Terminators and salts
- High signal intensities and long Phred 20 read lengths
- High pass rates, consistent performance
- Straightforward protocol with bind-wash-elute procedure
- No need for centrifugation or filtration
- Clean-up directly in reaction plates
- Identical protocol as Agencourt CLEANSEQ® magnetic beads
- Optimized for use on Biomek® Laboratory Automation Workstations and Hamilton® Microlab STAR™ line
- Compatible with many other different automated liquid handling systems (e.g., PerkinElmer, Tecan, Hamilton etc.)




Art.No.	Description	Volume
MDKT00040008	MagSi-DT Removal	8 mL
MDKT00040050	MagSi-DT Removal	50 mL
MDKT00040500	MagSi-DT Removal	500 mL

MagSi-NGS^{PREP} Plus

MagSi-NGS^{PREP} Plus provides a convenient tool for ultra-fast and efficient clean-up of PCR reactions and size selection of DNA. The kit is optimized for use on Biomek[®] Laboratory Automation Workstations and Hamilton[®] Microlab STAR[™] line. MagSi-NGS^{PREP} Plus allows either non-selective binding, or size-targeted binding of double-stranded DNA fragments ranging from 80 – 1000 bp with specific reagent volume to sample volume ratios. By increasing the volume of MagSi-NGS^{PREP} Plus, the efficiency of binding smaller fragments increases. This enables the user to selectively keep or discard undesired fragment sizes. MagSi-NGS^{PREP} Plus' flexible protocols are easy to automate for high-throughput processing.

Features

- High recovery of PCR products
- Excellent removal of enzymes, primers, oligos, polymerases, and other contaminants
- Fragment size selection adjustable between 100 and 1000 base pairs
- Guarantees consistent sequencing results
- One product for all clean-up and size selection steps in the library preparation workflow
- Simple bind-wash-elute procedure with short process time
- Easy adjustable for clean-up or size selection using specific reagent-to-sample ratios
- Manual and automate use
- Compatible with standard protocols of common library preparation kits



Art.No.	Description	Volume
MDKT00010005	MagSi-NGS ^{PREP} Plus	5 mL
MDKT00010075	MagSi-NGS ^{PREP} Plus	75 mL
MDKT00010500	MagSi-NGS ^{PREP} Plus	500 mL



MagSi | Immunoassays

Streptavidin-coated beads as solid support

- **MagSi-STA**
- **MagSi-Tools**

3

MagSi-STA

Magnetic particles are used as a solid support phase in immunoassays. MagSi-STA are superparamagnetic silica beads with a surface coating of streptavidin for use with biotinylated antibodies or biomolecules.

MagSi-STA Trial kit

The **MagSi-STA Trial kit** offers the opportunity of screening many types of streptavidin beads in parallel. The kit is especially useful when required specifications for magnetic beads are not known. This kit includes 1 ml of each of the 8 different MagSi-STA products (MagSi-STA 600, MagSi-STA 600 BI, MagSi-STA 1.0, MagSi-STA 1.0 L, MagSi-STA 1.0 TL, MagSi-STA 1.0 TS, MagSi-STA 3.0 L and MagSi-STA 3.0 TL) and is intended for evaluation purposes during trial phase of developing new assays, or bead replacement in existing assays.

Art.No.	Description	Concentration Size	Volume
MD50001	MagSi-STA Trial Kit	10 mg/mL 600 nm, 1.0 µm, 3.0 µm	8 x 1 mL

The MagSi-STA Trial kit is also an excellent tool for feedback on a customized bead-type, which would fit any immunoassay in an optimal manner. Contact us during and after your trials to discuss customization options.

MagSi-STA

Magnetic silica particles with high quality streptavidin covalently attached to the bead surface. Applications include immunoassays and capture or purification of biotinylated molecules. Various types are available, with different mean sizes, streptavidin coupling chemistries and binding capacities. All parameters are customizable on request.

Art.No.	Description	Concentration Size	Type*	Free biotin binding capacity (pmol/mg)	Volume
MD16001	MagSi-STA 600	10 mg/mL 600 nm	C	3500 - 5000	2 mL
MD18001	MagSi-STA 600	10 mg/mL 600 nm	C	3500 - 5000	10 mL
MD19001	MagSi-STA 600	10 mg/mL 600 nm	C	3500 - 5000	100 mL
MD21001	MagSi-STA 600 BI	10 mg/mL 600 nm	C	6000 - 6800	2 mL
MD23001	MagSi-STA 600 BI	10 mg/mL 600 nm	C	6000 - 6800	10 mL
MD24001	MagSi-STA 600 BI	10 mg/mL 600 nm	C	6000 - 6800	100 mL
MD01001	MagSi-STA 1.0	10 mg/mL 1 µm	C	3500 - 5000	2 mL
MD03001	MagSi-STA 1.0	10 mg/mL 1 µm	C	3500 - 5000	10 mL
MD04001	MagSi-STA 1.0	10 mg/mL 1 µm	C	3500 - 5000	100 mL
MD06001	MagSi-STA 1.0 L	10 mg/mL 1 µm	C	1200 - 2000	2 mL
MD07001	MagSi-STA 1.0 L	10 mg/mL 1 µm	C	1200 - 2000	10 mL
MD08001	MagSi-STA 1.0 L	10 mg/mL 1 µm	C	1200 - 2000	100 mL
MD25001	MagSi-STA 1.0 TL	10 mg/mL 1 µm	T	1200 - 2000	2 mL
MD26001	MagSi-STA 1.0 TL	10 mg/mL 1 µm	T	1200 - 2000	10 mL
MD27001	MagSi-STA 1.0 TL	10 mg/mL 1 µm	T	1200 - 2000	100 mL
MD29001	MagSi-STA 1.0 TS	10 mg/mL 1 µm	T	3500 - 5000	2 mL
MD30001	MagSi-STA 1.0 TS	10 mg/mL 1 µm	T	3500 - 5000	10 mL
MD31001	MagSi-STA 1.0 TS	10 mg/mL 1 µm	T	3500 - 5000	100 mL
MD33001	MagSi-STA 3.0 L	10 mg/mL 3 µm	C	700 - 1200	2 mL
MD34001	MagSi-STA 3.0 L	10 mg/mL 3 µm	C	700 - 1200	10 mL
MD35001	MagSi-STA 3.0 L	10 mg/mL 3 µm	C	700 - 1200	100 mL
MD37001	MagSi-STA 3.0 TL	10 mg/mL 3 µm	T	500 - 900	2 mL
MD38001	MagSi-STA 3.0 TL	10 mg/mL 3 µm	T	500 - 900	10 mL
MD39001	MagSi-STA 3.0 TL	10 mg/mL 3 µm	T	500 - 900	100 mL

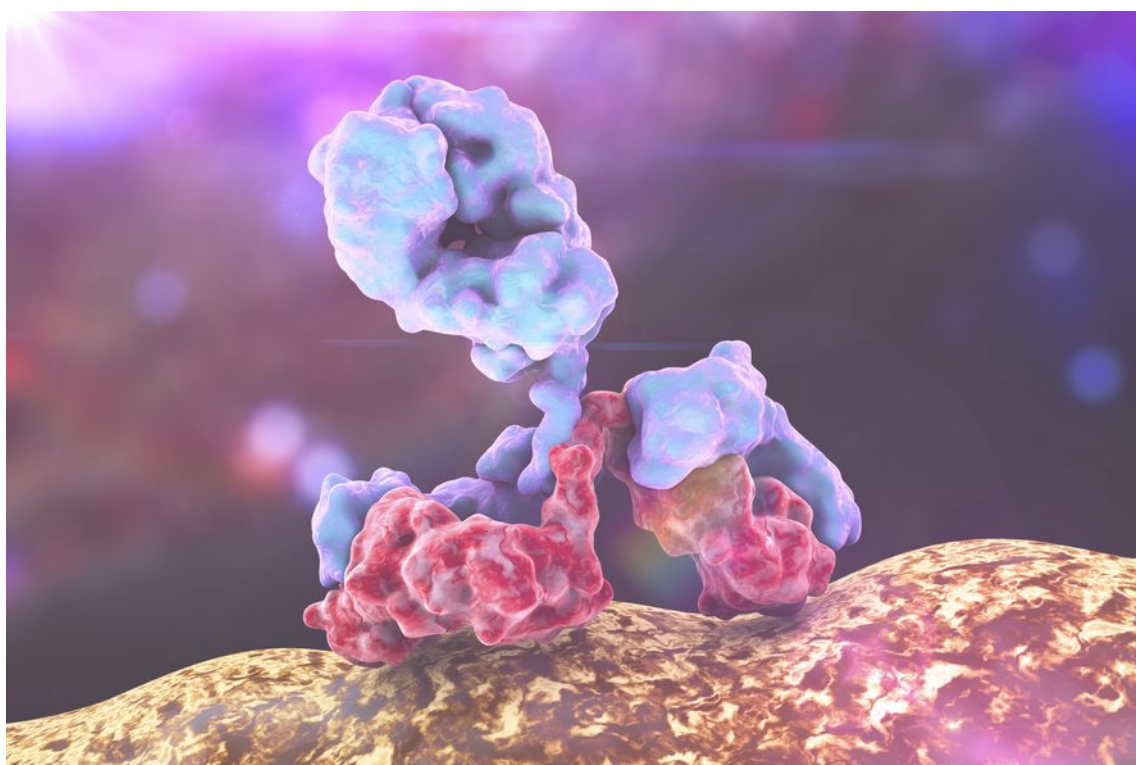
* Type refers to the applied streptavidin coupling chemistry. C (Carboxyl): This type is intended for applications which require a relatively hydrophilic surface and includes a spacer. T (Tosyl): This type is intended for applications which require beads which are more hydrophobic.

MagSi-Tools

MagSi-Tools are surface activated magnetic beads for immobilization of proteins (antibodies, enzymes), peptides, nucleic acids, or other molecules of interest.

MagSi-S COOH and **MagSi-S Tosyl** are the most suited surface modifications to use in conjunction with immunoassay applications.

Find MagSi-S COOH, MagSi-S Tosyl and all other MagSi-Tools on page 27.



MagSi | Proteomics

Protein preparation for mass spectrometry, SDS-PAGE and biomarker analysis

- **MagSi-proteomics C4, C8, C18**
- **MagSi-WCX**
- **MagSi-WAX**

For immunoprecipitation & IgG purification

- **MagSi-protein A**
- **MagSi-protein G**

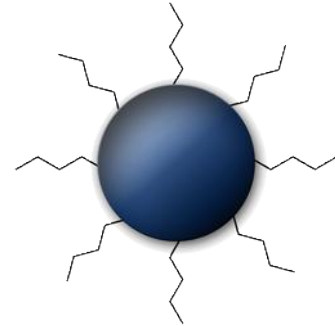
4

MagSi-proteomics | MagSi-WCX | MagSi-WAX

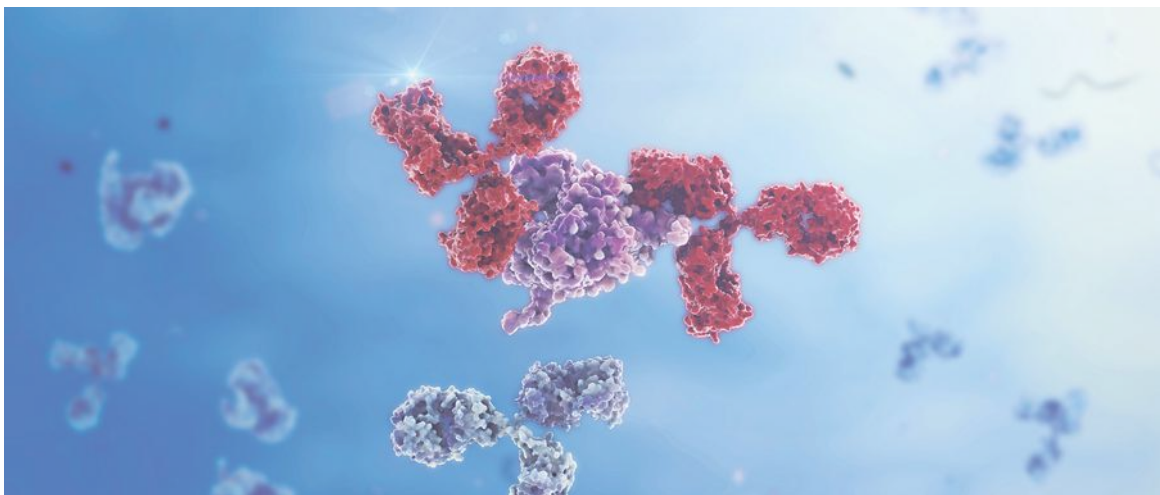
MagSi beads with modified surfaces for the purification and fractionation of proteins for mass spectrometry, proteomic profiling, and biomarker research.

MagSi-proteomics C4, C8, C18

Magnetic silica particles with C4, C8 or C18 modified surface for sample preparation prior to mass spectrometry analysis. The relatively low hydrophobicity of MagSi-proteomics C4 allows for the purification and fractionation of larger biomolecules like proteins. MagSi-proteomics C8 have an intermediate hydrophobicity and are suitable for sample preparation in proteomic profiling and biomarker research. MagSi-proteomics C18 are ideal for the purification, concentration and desalting of peptides and protein digests.



Art.No.	Description	Volume
MD01014	MagSi-proteomics C4	2 mL
MD02014	MagSi-proteomics C4	10 mL
MD03014	MagSi-proteomics C4	100 mL
MD01015	MagSi-proteomics C8	2 mL
MD02015	MagSi-proteomics C8	10 mL
MD03015	MagSi-proteomics C8	100 mL
MD01009	MagSi-proteomics C18	2 mL
MD03009	MagSi-proteomics C18	10 mL
MD04009	MagSi-proteomics C18	100 mL



MagSi-WCX

Magnetic silica particles with weak cation exchange surface (WCX).

MagSi-WCX is ideal for the reduction of protein or peptide complexity. Applications include sample preparation and pre-fractionation prior to mass spectrometry or SDS-PAGE analysis, biomarker analysis and serum/plasma profiling.



Art.No.	Description	Volume
MD01023	MagSi-WCX	2 mL
MD02023	MagSi-WCX	10 mL
MD03023	MagSi-WCX	100 mL

MagSi-WAX

Magnetic silica particles with weak anion exchange surface (WAX).

MagSi-WAX is ideal for the reduction of protein or peptide complexity. Applications include sample preparation and pre-fractionation prior to mass spectrometry or SDS-PAGE analysis, biomarker analysis and serum/ plasma profiling.



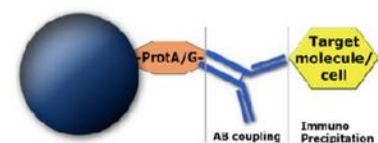
Art.No.	Description	Volume
MD01025	MagSi-WAX	2 mL
MD02025	MagSi-WAX	10 mL
MD03025	MagSi-WAX	100 mL

MagSi-protein A & G

Protein A and protein G bind to Fc regions of immunoglobulins. After binding onto magnetic beads with a coating of protein A or protein G, immobilized immunoglobulins can be used for immunoprecipitation of various biomolecules or can be eluted in a native or denatured state. The magnetic particles with a mean size of 600 nm or 1.0 μm are best used for IgG purification and immunoprecipitation. The particles with a mean size of 3.0 μm are especially suitable for cell capture applications.

MagSi-protein A

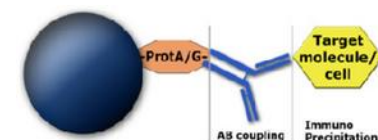
Magnetic silica particles with high quality recombinant protein A covalently bound to the particle surface.



Art.No.	Description	Concentration Size	Volume
MD10011	MagSi-protein A 600	10 mg/mL 600 nm	1 mL
MD11011	MagSi-protein A 600	10 mg/mL 600 nm	5 mL
MD01011	MagSi-protein A 1.0	10 mg/mL 1 μm	1 mL
MD02011	MagSi-protein A 1.0	10 mg/mL 1 μm	5 mL
MD41011	MagSi-protein A 3.0	10 mg/mL 3 μm	1 mL
MD42011	MagSi-protein A 3.0	10 mg/mL 3 μm	5 mL

MagSi-protein G

Magnetic silica particles with high quality recombinant protein G covalently bound to the particle surface.



Art.No.	Description	Concentration Size	Volume
MD10012	MagSi-protein G 600	10 mg/mL 600 nm	1 mL
MD11012	MagSi-protein G 600	10 mg/mL 600 nm	5 mL
MD01012	MagSi-protein G 1.0	10 mg/mL 1 μm	1 mL
MD02012	MagSi-protein G 1.0	10 mg/mL 1 μm	5 mL
MD41012	MagSi-protein G 3.0	10 mg/mL 3 μm	1 mL
MD42012	MagSi-protein G 3.0	10 mg/mL 3 μm	5 mL

MagSi | Research Tools

Surface-activated magnetic beads

- **MagSi-S | MagSi-S COOH**
- **MagSi-S NH₂**
- **MagSi-S S**
- **MagSi-S CHO**
- **MagSi-S Tosyl**
- **MagSi-S Hydrazide**
- **MagSi-S Epoxy**

5

MagSi-Tools

MagSi-Tools are surface activated magnetic beads for immobilization of proteins (antibodies, enzymes), peptides, nucleic acids, or other molecules of interest. Different surface modifications allow for choosing the optimal product for the right molecule to be coupled, and for the intended application. The MagSi platform has a broad range of functionalization possibilities such as COOH, NH₂, SH, CHO, tosyl, hydrazide and epoxy. MagSi-Tools products are available with 600 nm, 1.0 µm or 3.0 µm mean diameter.

MagSi-S

Magnetic silica particles for own development use.

Art.No.	Description	Concentration Size	Volume
MD16003	MagSi-S 600	10 mg/mL 600 nm	2 mL
MD18003	MagSi-S 600	10 mg/mL 600 nm	10 mL
MD19003	MagSi-S 600	10 mg/mL 600 nm	100 mL
MD01003	MagSi-S 1.0	10 mg/mL 1 µm	2 mL
MD03003	MagSi-S 1.0	10 mg/mL 1 µm	10 mL
MD04003	MagSi-S 1.0	10 mg/mL 1 µm	100 mL
MD41003	MagSi-S 3.0	10 mg/mL 3 µm	2 mL
MD43003	MagSi-S 3.0	10 mg/mL 3 µm	10 mL
MD44003	MagSi-S 3.0	10 mg/mL 3 µm	100 mL

MagSi-S COOH

Magnetic silica particles with a carboxyl modified surface. For carbodiimide coupling with NH₂-containing molecules.

Art.No.	Description	Concentration Size	Volume
MD16004	MagSi-S COOH 600	10 mg/mL 600 nm	2 mL
MD18004	MagSi-S COOH 600	10 mg/mL 600 nm	10 mL
MD19004	MagSi-S COOH 600	10 mg/mL 600 nm	100 mL
MD01004	MagSi-S COOH 1.0	10 mg/mL 1 µm	2 mL
MD03004	MagSi-S COOH 1.0	10 mg/mL 1 µm	10 mL
MD04004	MagSi-S COOH 1.0	10 mg/mL 1 µm	100 mL
MD41004	MagSi-S COOH 3.0	10 mg/mL 3 µm	2 mL
MD43004	MagSi-S COOH 3.0	10 mg/mL 3 µm	10 mL
MD44004	MagSi-S COOH 3.0	10 mg/mL 3 µm	100 mL

MagSi-S NH₂

Magnetic silica particles with NH₂ modified surface. Intended for carbodiimide coupling chemistry with COOH-containing molecules or aldehyde coupling chemistry.

Art.No.	Description	Concentration Size	Volume
MD16005	MagSi-S NH ₂ 600	10 mg/mL 600 nm	2 mL
MD18005	MagSi-S NH ₂ 600	10 mg/mL 600 nm	10 mL
MD19005	MagSi-S NH ₂ 600	10 mg/mL 600 nm	100 mL
MD01005	MagSi-S NH ₂ 1.0	10 mg/mL 1 µm	2 mL
MD03005	MagSi-S NH ₂ 1.0	10 mg/mL 1 µm	10 mL
MD04005	MagSi-S NH ₂ 1.0	10 mg/mL 1 µm	100 mL
MD41005	MagSi-S NH ₂ 3.0	10 mg/mL 3 µm	2 mL
MD43005	MagSi-S NH ₂ 3.0	10 mg/mL 3 µm	10 mL
MD44005	MagSi-S NH ₂ 3.0	10 mg/mL 3 µm	100 mL

MagSi-S SH

Magnetic silica particles with modified surface for SH coupling chemistry.

Art.No.	Description	Concentration Size	Volume
MD18006	MagSi-S SH 600	10 mg/mL 600 nm	10 mL
MD19006	MagSi-S SH 600	10 mg/mL 600 nm	100 mL
MD03006	MagSi-S SH 1.0	10 mg/mL 1 µm	10 mL
MD04006	MagSi-S SH 1.0	10 mg/mL 1 µm	100 mL
MD43006	MagSi-S SH 3.0	10 mg/mL 3 µm	10 mL
MD44006	MagSi-S SH 3.0	10 mg/mL 3 µm	100 mL

MagSi-S CHO

Magnetic silica particles with aldehyde modified surface. Intended for aldehyde coupling chemistry with NH₂-containing molecules.

Art.No.	Description	Concentration Size	Volume
MD18007	MagSi-S CHO 600	10 mg/mL 600 nm	10 mL
MD19007	MagSi-S CHO 600	10 mg/mL 600 nm	100 mL
MD03007	MagSi-S CHO 1.0	10 mg/mL 1 µm	10 mL
MD04007	MagSi-S CHO 1.0	10 mg/mL 1 µm	100 mL
MD43007	MagSi-S CHO 3.0	10 mg/mL 3 µm	10 mL
MD44007	MagSi-S CHO 3.0	10 mg/mL 3 µm	100 mL

MagSi-S Tosyl

Magnetic silica particles with tosyl modified surface. Intended for tosyl coupling chemistry with antibodies and proteins.

Art.No.	Description	Concentration Size	Volume
MD16008	MagSi-S Tosyl 600	10 mg/mL 600 nm	2 mL
MD18008	MagSi-S Tosyl 600	10 mg/mL 600 nm	10 mL
MD19008	MagSi-S Tosyl 600	10 mg/mL 600 nm	100 mL
MD01008	MagSi-S Tosyl 1.0	10 mg/mL 1 µm	2 mL
MD03008	MagSi-S Tosyl 1.0	10 mg/mL 1 µm	10 mL
MD04008	MagSi-S Tosyl 1.0	10 mg/mL 1 µm	100 mL
MD41008	MagSi-S Tosyl 3.0	10 mg/mL 3 µm	2 mL
MD43008	MagSi-S Tosyl 3.0	10 mg/mL 3 µm	10 mL
MD44008	MagSi-S Tosyl 3.0	10 mg/mL 3 µm	100 mL

MagSi-S Hydrazide

Magnetic silica particles with hydrazide modified surface. Intended for immobilization of antibodies, glycoproteins, or other aldehyde-containing molecules.

Art.No.	Description	Concentration Size	Volume
MD16013	MagSi-S Hydrazide 600	10 mg/mL 600 nm	2 mL
MD18013	MagSi-S Hydrazide 600	10 mg/mL 600 nm	10 mL
MD19013	MagSi-S Hydrazide 600	10 mg/mL 600 nm	100 mL
MD01013	MagSi-S Hydrazide 1.0	10 mg/mL 1 μ m	2 mL
MD03013	MagSi-S Hydrazide 1.0	10 mg/mL 1 μ m	10 mL
MD04013	MagSi-S Hydrazide 1.0	10 mg/mL 1 μ m	100 mL
MD41013	MagSi-S Hydrazide 3.0	10 mg/mL 3 μ m	2 mL
MD43013	MagSi-S Hydrazide 3.0	10 mg/mL 3 μ m	10 mL
MD44013	MagSi-S Hydrazide 3.0	10 mg/mL 3 μ m	100 mL

MagSi-S Epoxy

Magnetic silica particles with epoxy modified surface. Intended for coupling to enzymes and other NH₂-containing molecules.

Art.No.	Description	Concentration Size	Volume
MD16010	MagSi-S Epoxy 600	10 mg/mL 600 nm	2 mL
MD18010	MagSi-S Epoxy 600	10 mg/mL 600 nm	10 mL
MD19010	MagSi-S Epoxy 600	10 mg/mL 600 nm	100 mL
MD01010	MagSi-S Epoxy 1.0	10 mg/mL 1 μ m	2 mL
MD03010	MagSi-S Epoxy 1.0	10 mg/mL 1 μ m	10 mL
MD04010	MagSi-S Epoxy 1.0	10 mg/mL 1 μ m	100 mL
MD41010	MagSi-S Epoxy 3.0	10 mg/mL 3 μ m	2 mL
MD43010	MagSi-S Epoxy 3.0	10 mg/mL 3 μ m	10 mL
MD44010	MagSi-S Epoxy 3.0	10 mg/mL 3 μ m	100 mL





magtivio

rQ | Automation-ready Purification

Automation-ready-to-use kits

- **rQ MagSi-NA Pathogens**

6



rQ MagSi-NA Pathogens

Total nucleic acid extraction for pathogen detection, automation-ready

rQ MagSi-NA Pathogens is an automation-ready-to-use kit for viral RNA extraction. Kit components are delivered pre-filled in deepwell plates and can be directly used in PurePrep 96, KingFisher Flex 96 or PurePrep 32/16 automated, nucleic acid purification systems.

Art.No.	Description	Volume
MDKT00210196PF	rQ MagSi-NA Pathogens	96 preps
MDKT00211096PF	rQ MagSi-NA Pathogens	10 x 96 preps
MDKT00215096PF	rQ MagSi-NA Pathogens	50 x 96 preps
MDKT00210216PF	rQ MagSi-NA Pathogens	2 x 16 preps
MDKT00210616PF	rQ MagSi-NA Pathogens	6 x 16 preps

Features

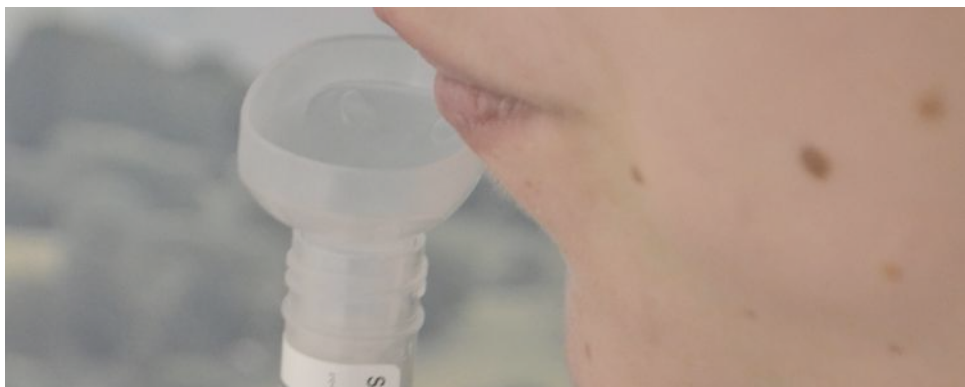
- Ready-to-use on PurePrep 96, KingFisher Flex 96 or PurePrep 32/16 automated nucleic acid purification systems
- Conveniently pre-filled in plate formats
- Minimal hands-on time
- Less errors
- More consistent and reproducible results



SafeQ | Collection, Storage, Release

**Sample collection, storage, and release before
purification and analysis**

7



SafeQ Saliva Collection Kit

Fast and timely detection of SARS-CoV-2 (or Influenza) infections could prevent the closure of your company or institution. Detection of coronavirus is currently mainly done with nasopharyngeal swabs. These can be unpleasant or painful. In addition, medical personnel are required for taking the swab sample. A saliva test addresses these shortcomings by being painless and simple to perform. Moreover, many studies show the suitability of saliva for the detection of SARS-CoV-2 when performed on a regular basis (once or twice a week).

Repetitive saliva testing can help identify people who spread the virus but don't show any symptoms. The technique is therefore complementary to existing testing strategies and can be used as a third wall of defence to keep companies and organizations open. **SafeQ Saliva Collection Kit** with its special inactivation and preservation buffer also overcomes a common challenge: SARS-CoV-2 infection of lab operators when handling patients' samples.

Features

- Pain-free sample collection
- CE-IVD marked device
- Easy self-sampling, no need for medical staff
- Inactivation buffer allows for complete inactivation of SARS-CoV-2; it abrogates the infectious potential of the collected saliva
- Safe and stable preservation of RNA up to 30 days when samples are stored at 2-25°C and up to 8 days when stored at 37°C. No cold chain required
- Buffer has a distinct colour as visual pipetting control



Platform Compatibility

SafeQ Saliva Collection Kit has been independently validated with a range of common, automated, nucleic acid extraction and RT-qPCR platforms. Combine it with our...

- MagSi-NA Pathogens kit (for RNA extraction to test for Covid-19)
- PurePrep 96, 32 or 16 instruments (for automation of purification)

Art.No.	Description	Amount
MDSQ00010100	SafeQ Saliva Collection Kit*	100 pcs

*Kit contents: Collection Funnel and Tube, Inactivation and preservation buffer, cleaning pads


Magnetic Separators

Attract our magnetic beads for optimal purification

- For manual use
- For automated use

MM-Separator M96 P
REF: MDMG 0002

8



Magnetic Separators for Manual Use

These separators are intended for manual processing in microtubes, microplates and PCR tube-strips. The separators are available as transparent acrylic versions for optimal visibility or as chemically resistant polyoxymethylene (POM) for use of organic solvents.

Art.No.	Product	Description
MD90001	MM-Separator M12 + 12	Magnetic separator for manual processing in 12 x 1.5 mL and 12 x 2 mL tubes, acrylic
MDMG0001	MM-Separator M12 + 12 P	Magnetic separator for manual processing in 12 x 1.5 mL and 12 x 2 mL tubes, POM
MD90002	MM-Separator M96	Magnetic separator for manual processing in 96-well microplates, acrylic
MDMG0002	MM-Separator M96 P	Magnetic separator for manual processing in 96-well microplates, POM
MD90003	MM-Separator PCR strip adapter	Adapter module for MM-Separator M96, for manual processing in PCR tube strips, acrylic
MDMG0003	MM-Separator PCR strip adapter P	Adapter module for MM-Separator M96, for manual processing in PCR tube strips, POM
MDMG0015	MM-Separator 50 P	Magnetic separator for manual processing of high volumes in 4 x 50 mL tubes, POM

Magnetic Separators for Automated Processing

These separators are intended for automated processing of MagSi magnetic beads and biological sample preparation kits in 96, 384 or Deepwell microplates. They include a SBS standard registration base for easy placement on liquid handling instruments and are suitable for separation in PCR plates and many other microplates. MM-Separator 32 FlipTube® is intended for use with automated magnetic protocols in FlipTubes®.

Art.No.	Product	Description
MDMG0005	MM-Separator 96 PCR	Magnetic separator for automated processing in 96-well PCR microplates, side collection
MDMG0006	MM-Separator 384 PCR	Magnetic separator for automated processing in 384-well PCR microplates, side collection
MDMG0007	MM-Separator 96 SBS BC	Magnetic separator for automated processing in 96-well PCR microplates, bottom collection
MDMG0008	MM-Separator 96 FlipTube® BC	Magnetic separator for automated processing in 32 FlipTube® 1.5 mL tubes, bottom collection
MDMG0009	MM-Separator 96 FlipTube® SC L	Magnetic separator for automated processing in 32 FlipTube® 1.5 mL tubes, side collection for low working volumes
MDMG0013	MM-Separator 96 DeepWell	Magnetic separator for automated processing in 96 DeepWell plates
MDMG0014	MM-Separator 384 DeepWell	Magnetic separator for automated processing in 384 DeepWell plates

Magnetic Purification Automation

Automation of rQ | MagSi magnetic purification solutions

- **PurePrep Instruments**
- **Disposables**
- **Service**

9

PurePrep Instruments

Optimize and automate MagSi magnetic separation kits from different matrices and workflows by using one of our four PurePrep instruments.

PurePrep instruments allow you to reduce your hands-on time and increase productivity while maintaining high yields and excellent reproducibility.

Optimize and automate your **MagSi** or **rQ MagSi** magnetic nucleic acid purification kits from different matrices and workflows by using PurePrep instruments and disposables.

The different PurePrep instruments can respectively process 96, 24, 32 or 16 samples in a single run. They use different amounts of magnetic rods that collect and transfer magnetic particles across micro-plates with a turntable (96 and 24) or single-axis (16 and 32) design, eliminating the need for multiple pipette tips. Carefully designed rod covers prevent cross-contamination and allow for reproducible and efficient sample mixing and magnetic particle re-suspension.

PurePrep 96 | PurePrep 24

PurePrep 96 and 24 are automated, turntable, benchtop systems for DNA and RNA purification using MagSi magnetic separation technology from different matrices. Both systems use magnetic rods to transfer MagSi beads through the various purification phases of binding, mixing, washing and elution.

Features

- PurePrep 96: High throughput – simultaneously process up to 96 samples in a working volume of up to 1 mL
- PurePrep 24: High volume/high throughput – simultaneously process up to 24 samples in a working volume of up to 10 mL, ideally suited for MagSi-cfDNA isolations (see page 9)
- Extract nucleic acids from different matrices: blood, plasma/serum, cultured cells, tissues, saliva, and plant materials
- Very simple operation (easy to install, operate and maintain) by using a touch screen
- Accurate temperature control system for lysis and elution steps
- Very fast extraction protocols, 15-40 minutes /cycle depending on sample type and method
- Built-in UV light for decontamination
- Small footprint, benchtop devices



Art.No.	Description
AS00001	PurePrep 96 Nucleic Acid Purification System
AS00003	PurePrep 24 Nucleic Acid Purification System

PurePrep 32 | PurePrep 16

PurePrep 32 and 16 are single-axis, benchtop systems for DNA and RNA purification using MagSi magnetic separation kits from different matrices and can be used in low throughput settings. Both systems use magnetic rods to transfer magnetic beads through the various purification phases of binding, mixing, washing and elution.

Features

- PurePrep 32 can process up to 32 samples in a working volume of up to 1 mL
- PurePrep 16 can process up to 16 samples in a working volume of up to 1 mL
- Extract nucleic acids from different matrices: blood, plasma/serum, cultured cells, tissues, saliva, and plant materials
- Very simple operation (easy to install, operate and maintain) by using a touch screen
- Accurate temperature control system for lysis and elution steps
- Very fast extraction protocols, 15-40 minutes / cycle depending on sample type and method
- Built-in UV light for decontamination
- Small footprint, benchtop devices



Art.No.	Description
AS00002	PurePrep 32 Nucleic Acid Purification System
AS00004	PurePrep 16 Nucleic Acid Purification System

Disposables for automation with MagSi kits

High-quality disposables for automated use on different PurePrep instruments (96, 32, 24, 16). Include Deepwell square-well plates, tip combs, and elution plates.

They are offered as single type components and, for 96 well magnetic head instruments, also as consumable kits. The PurePrep 96 Deepwell plates are also suited for automation on KingFisher™ Flex instruments.



Art.No.	Description	Amount
MDPL00290050	PurePrep 24 Tip-Comb + 24 Deepwell Plate	50 pcs
MDPL00280050	PurePrep 24 Deepwell Plate	50 pcs
MDPL00300050	PurePrep 16/32 Deepwell Plate	50 pcs
MDPL00310200	PurePrep 16/32 Tip-Comb	200 pcs
MDPL00200050	2 mL Deepwell Plate with square wells for KingFisher™/PurePrep 96	50 pcs
MDPL00210060	96 well Tip-Comb for KingFisher™/PurePrep 96	60 pcs
MDPL00190060	200 µL square-well Elution Plate for KingFisher™/PurePrep 96	60 pcs

KingFisher™/PurePrep 96 | Consumable kits


Art.No.	Description	Amount
MDPL00225760	KingFisher™/PurePrep 96 – consumable kit - Deepwell Plates Elution Plates Tip-Combs	for 60 x 96 preps
MDPL0023025K	KingFisher™/PurePrep 96 - consumable kit - Deepwell Plates Elution Plates Tip-Combs	for 25,000 preps

Service for PurePrep instruments

Annual PurePrep system service plan for magtivio customers

Equipment performance is crucial to the overall productivity of the lab. Annual preventive maintenance increases up-time and ensures the equipment is performing according to its specifications. Magtivio offers a service plan for annual preventive maintenance of PurePrep systems.

Preventive maintenance is offered as a yearly cleaning, check-up, and calibration. The PurePrep system will be temporarily replaced with a swap system, while we maintain yours off location.



Art.No.	Description
MDSM0006	1-year annual service plan for PurePrep 96 Nucleic Acid Purification System
MDSM0007	3-year annual service plan for PurePrep 96 Nucleic Acid Purification System
MDSM0008	1-year annual service plan for PurePrep 32 Nucleic Acid Purification System
MDSM0009	3-year annual service plan for PurePrep 32 Nucleic Acid Purification System
MDSM0010	1-year annual service plan for PurePrep 24 Nucleic Acid Purification System
MDSM0011	3-year annual service plan for PurePrep 24 Nucleic Acid Purification System
MDSM0012	1-year annual service plan for PurePrep 16 Nucleic Acid Purification System
MDSM0013	3-year annual service plan for PurePrep 16 Nucleic Acid Purification System

Legal

Our general Terms & Conditions and Privacy Policy can be found at www.magtivio.com/legal

Trademarks

- magtivio, MagSi, MagSiMUS, SafeQ, rQ are pending trademarks of Magtivio BV
- FlipTube® is a registered trademark of GEMÜ GmbH Medical Plastics Processing Division
- BigDye® is a registered trademark of Applied Biosystems LLC (part of Thermo Fisher Scientific)
- Biomek® is a registered trademark of Beckman Coulter, Inc.
- Hamilton® and Microlab® STAR™Line are registered trademarks of Hamilton
- KingFisher™ is a registered trademark of Thermo Fisher Scientific
- CLEANSEQ® is a registered trademark of Beckman Coulter, Inc.
- KASP™ is a registered trademark of LGC Biosearch Tech

Our Partners

A complete and current overview of our Distributors, Qualified Sales Partners, Market Partners and Private Label Partners can be found on www.magtivio.com/partners

To companies that focus on bioanalytical or genomics laboratories in diagnostics or R&D, magtivio offers the opportunity to sell magnetic separation solutions as a distributor or qualified sales partner in a specific geographic area and/or market.

MagSi, MagSiMUS, SafeQ and **rQ** product and service families provide interesting business opportunities for your existing as well as your potential new clients. Our cooperation includes a broad package of logistics and marketing tools.

Contact our sales department at sales@magtivio.com for more information.

OEM and Bulk solutions

You can also choose magtivio as your OEM partner for magnetic beads and kits. Our facilities and procedures guarantee a reliable, compliant, and high-quality solution.

Our services include, amongst others, customized filling and labelling of bead suspensions and buffers in the vial or container of your choice, or even complete kit production according to your specifications and under your own brand name. Our logistic expertise will guarantee an adequate storage and shipping process.

To companies active in IVD or genomics areas, magtivio offers bulk supply (large volume deliveries). Our strictly controlled manufacturing processes are flexible to be scaled up to multiple-liter quantities, and secure low cost.



Contact Us

Offices

Daelderweg 9

6361 HK | Nuth | The Netherlands

Logistic centre

Thermiekstraat 18A

6361 HB | Nuth | The Netherlands

Email: info@magtivio.com

Phone: +31 (0)45 – 2084810

Fax: +31 (0)45 – 2084817

www.magtivio.com



Samples, Prices & Ordering

Samples can be requested via the sample request form on our website www.magtivio.com/request or directly at info@magtivio.com

Prices for our products are quoted on request.

Orders can be placed directly at order@magtivio.com or at one of our Sales Partners in your specific geography.

A complete and current overview of our Distributors, Qualified Sales Partners, Market Partners and Private Label Partners can be found on www.magtivio.com/partners

Support

Send your technical support questions to support@magtivio.com

Many resources (product leaflets, application notes, scientific publications, product manuals, technical notes, safety data sheets, product sheets) can be downloaded from www.magtivio.com/resources-overview





magtivio

Daelderweg 9

6361 HK | Nuth | The Netherlands

Phone: +31 (0)45 – 2084810

Email: info@magtivio.com

www.magtivio.com



PC0002-001 | © magtivio 2022

